

ECONOMIC Indicators


RESIDENTIAL CONSTRUCTION PERMITS OCTOBER 08

LOCATION	Myrtle Beach	Unincorporated	North Myrtle Beach	Surfside Beach	Georgetown County
Single Family Units	1	85	8	1	16
Single Family Units Cost	\$165,410	\$11,722,020	\$2,088,176	\$350,000	\$4,371,924
Multi-Family Bldgs.	0	0	1	0	0
Multi-Family Units	0	0	21	0	0
Multi-Family Bldgs. Cost	0	0	\$4,680,424	0	0

RESIDENTIAL CONSTRUCTION PERMITS OCTOBER 07

LOCATION	Myrtle Beach	Unincorporated	North Myrtle Beach	Surfside Beach	Georgetown County
Single Family Units	17	189	17	2	28
Single Family Units Cost	\$4,279,192	\$31,167,737	\$4,018,688	\$342,720	\$8,028,491
Multi-Family Bldgs.	1	2	1	0	0
Multi-Family Units	2	16	47	0	0
Multi-Family Bldgs. Cost	\$4,419,192	\$1,491,160	\$10,475,235	0	0

OCTOBER UNEMPLOYMENT



County	2007	Rate	2008	Rate
Horry	130,838	5.3%	132,271	8.4%
Georgetown	29,802	6.1%	29,943	8.7%


ADDITIONAL ECONOMIC INDICATORS

Monthly statistics for the following economic indicators can be found on Page 2:

- Accommodations Tax Collections
- Admissions Tax
- Gross Retail Sales
- Airport Activity


Sources: Bureau of Census, S.C. Employment Commission, S.C. Depts. of PRT & Revenue, Horry Cty. Dept. of Airports

HORRY COUNTY Accommodations Tax Collection



	2007	2008	Rate
SEPT.	\$1,346,346	\$933,300	-30.70%
OCT.	\$722,542	\$669,689	-7.30%

GEORGETOWN COUNTY Accommodations Tax Collection



	2007	2008	Rate
SEPT.	\$117,614	\$91,491	-22.20%
OCT.	\$51,913	\$56,834	+9.50%

OCTOBER Admissions Tax



COUNTY	2007	2008	Rate
Horry	\$646,021	\$617,133	-4.50%
Georgetown	\$111,144	\$116,165	+4.50%

OCTOBER Airport Activity



	2007	2008	Rate
Arrival	76,571	68,572	-10.45%
Departures	79,831	68,462	-14.24%