

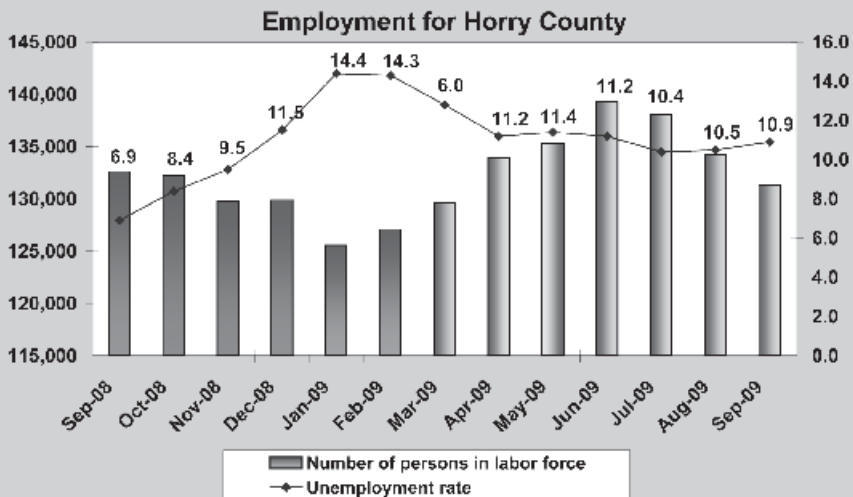
ECONOMIC Indicators

RESIDENTIAL CONSTRUCTION PERMITS AUGUST 2009

LOCATION	Myrtle Beach	Unincorporated	North Myrtle Beach	Surfside Beach	Georgetown County
Single Family Units	1	113	10	2	14
Single Family Units Cost	\$125,000	\$16,231,462	\$2,530,539	\$541,385	\$3,583,861
Multi-Family Bldgs.	0	0	1	0	0
Multi-Family Units	0	0	15	0	0
Multi-Family Bldgs. Cost	\$0	\$0	\$3,343,160	\$0	\$0

RESIDENTIAL CONSTRUCTION PERMITS AUGUST 2008

LOCATION	Myrtle Beach	Unincorporated	North Myrtle Beach	Surfside Beach	Georgetown County
Single Family Units	5	90	11	0	18
Single Family Units Cost	\$1,666,832	\$11,570,346	\$2,871,241	\$0	\$4,918,414
Multi-Family Bldgs.	0	0	1	0	0
Multi-Family Units	0	0	36	0	0
Multi-Family Bldgs. Cost	\$0	\$0	\$8,023,584	\$0	\$0



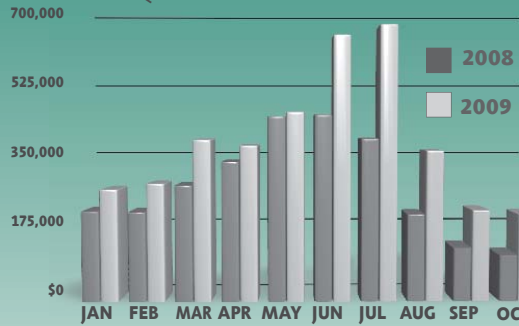
ADDITIONAL ECONOMIC INDICATORS

Monthly statistics for the following economic indicators can be found in the CVB Insider special section of the Grand Strander:

- Accommodations Tax Collections
- Admissions Tax
- Airport Activity
- Gross Retail Sales

Sources: Bureau of the Census, S.C. Employment Commission

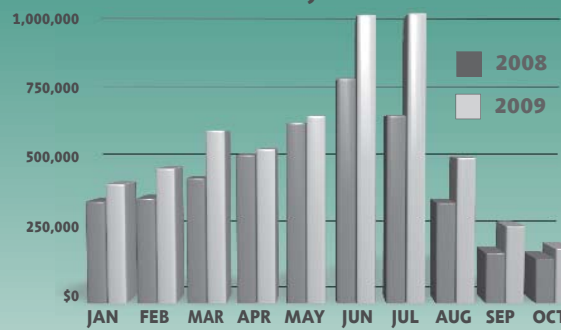
UNIQUE *User Sessions*



	Jul	Aug	Sept	Oct	Nov	Dec
% Change	69.30%	72.76%	70.36%	88.55%		
2009	661,649	362,303	219,612	209,757		
2008	390,805	209,719	128,911	111,249		

	Jan	Feb	Mar	Apr	May	Jun
% Change	17.01%	28.37%	38.07%	3.88%	3.76%	27.62%
2009	406,873	459,712	588,396	525,240	637,311	973,668
2008	347,720	358,112	426,144	505,598	614,243	762,952

ADVERTISER *Referrals*



	Jan	Feb	Mar	Apr	May	Jun
% Change	53.25%	44.36%	54.25%	21.91%		
2009	979,218	495,876	263,319	185,891		
2008	638,973	343,499	170,706	152,476		

	Jan	Feb	Mar	Apr	May	Jun
% Change	17.01%	28.37%	38.07%	3.88%	3.76%	27.62%
2009	406,873	459,712	588,396	525,240	637,311	973,668
2008	347,720	358,112	426,144	505,598	614,243	762,952

YEAR OVER YEAR

YTD Referral Click % Change*

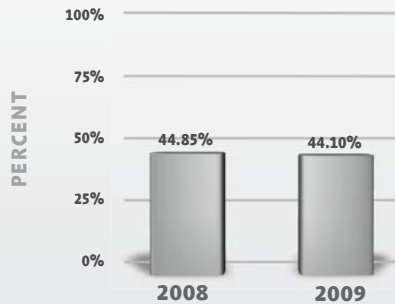
Category	% Change
Lodging	+34.65%
Amusements	+8.82%
Theaters	+21.78%
Dining	+62.08%
Shopping	+53.54%%
Watersports	+158.68%
Weddings	+25.11%
Golf	+38.27%
Additional Services	+10.55%

* Jan. 1 - Oct. 31

For more information, contact: Bill.Rosenthal@VisitMyrtleBeach.com

OCCUPANCY PERCENT PER ROOM WEEK*

(September 6, 2009 – October 17, 2009)



	Jul	Aug	Sept	Oct	Nov	Dec
2009	66.49%	65.31%				
2008	70.42%	73.73%	52.17%	55.87%	39.88%	25.22%
2007	82.94%	75.78%	62.40%	54.25%	39.86%	24.74%

	Jan	Feb	Mar	Apr	May	Jun
2009	\$55.45	\$67.68	\$81.07	\$97.33	\$91.73	\$121.41
2008	\$58.54	\$73.02	\$82.28	\$99.05	\$89.34	\$124.70
2007	\$55.95	\$71.90	\$83.84	\$98.29	\$116.61	\$144.34

AVERAGE DAILY RATE PER ROOM WEEK*

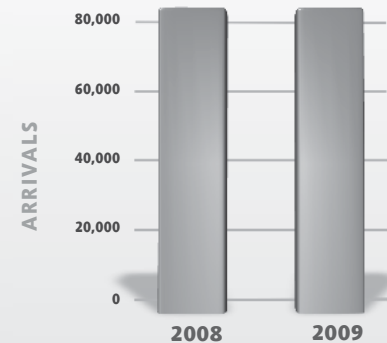
(September 6, 2009 – October 17, 2009)



	Jan	Feb	Mar	Apr	May	Jun
2009	\$55.45	\$67.68	\$81.07	\$97.33	\$91.73	\$121.41
2008	\$58.54	\$73.02	\$82.28	\$99.05	\$89.34	\$124.70
2007	\$55.95	\$71.90	\$83.84	\$98.29	\$116.61	\$144.34

	Jul	Aug	Sept	Oct	Nov	Dec
2009	\$109.44	\$120.10				
2008	\$119.48	\$125.09	\$83.14	\$77.98	\$69.80	\$59.92
2007	\$162.96	\$129.77	\$93.15	\$76.80	\$68.82	\$59.20

AUGUST AIRPORT ARRIVALS



	2008	2009	Change
Arrivals	83,508	85,021	1.8%

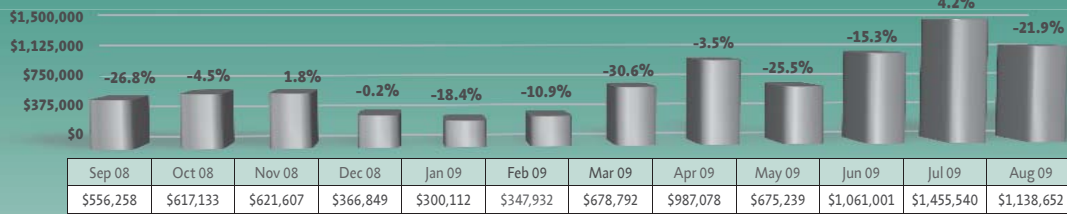
*Dr. Taylor Damonte, Director • Clay Brittain, Jr.
Center for Resort Tourism • Coastal Carolina University
tdamonte@coastal.edu

Source: Horry County Department of Airports

HELP US HELP YOU
Provide data to CCU

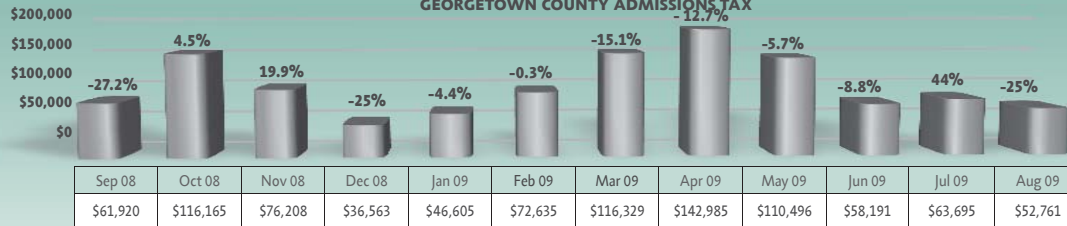
By sending in your weekly numbers, you will be providing valuable data that helps us to keep updated information. For more information, please contact Dr. Taylor Damonte, director of Clay Brittain, Jr. Center for Resort Tourism at Coastal Carolina University, tdamonte@coastal.edu.

HORRY COUNTY ADMISSIONS TAX

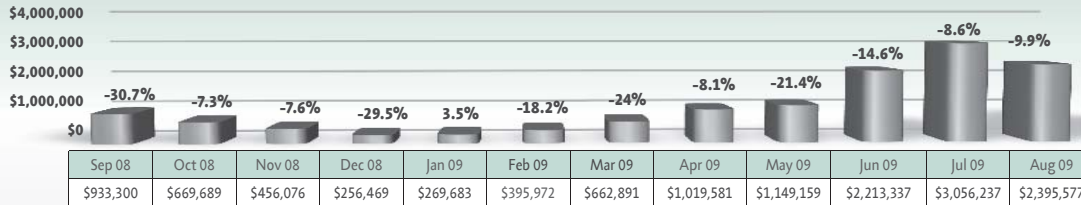


Percentages Shown Are Percent Change From Previous Year

GEORGETOWN COUNTY ADMISSIONS TAX

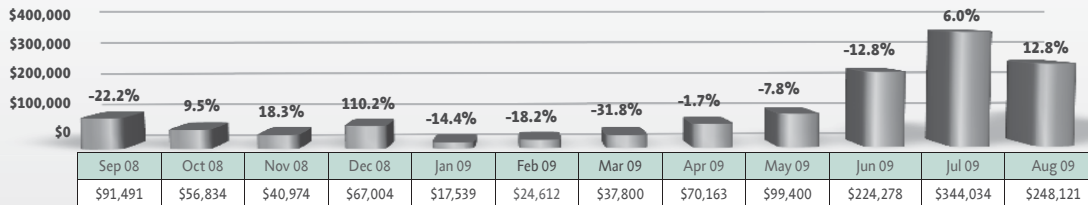


HORRY COUNTY ACCOMMODATIONS TAX COLLECTION

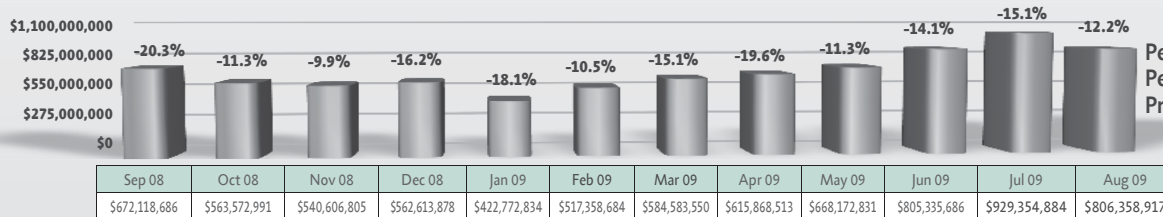


Percentages Shown Are Percent Change From Previous Year

GEORGETOWN COUNTY ACCOMMODATIONS TAX COLLECTION

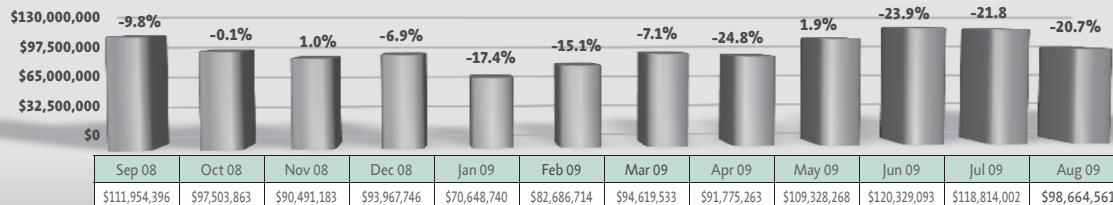


HORRY COUNTY GROSS RETAIL SALES



Percentages Shown Are Percent Change From Previous Year

GEORGETOWN COUNTY GROSS RETAIL SALES



For more information regarding additional research conducted by the chamber, contact Wendy Bernstein at Wendy.Bernstein@VisitMyrtleBeach.com

Sources: S.C. Departments of PRT and Revenue